

Sub-table (I)(a)

Name of the Company : LORDS CHLORO ALKALI LIMITED			
Scrip Code, Name of the scrip, class of security : 500284, LORDSCHLO, EQUITY			
As on : 30TH JUNE, 2014			
Partly paid-up shares:-	No. of partly paid-up shares	As a % of total no. of partly paid-up shares	As a % of total no. of shares of the company
Held by promoter/ promoter group	0	0	0
Held by public	0	0	0
Total - D	0	0	0
Outstanding convertible securities:-	No. of outstanding securities	As a % of total no. of outstanding convertible securities	As a % of total no. of shares of the company, assuming full conversion of the convertible securities
Held by promoter/promoter group	0	0	0
Held by public	0	0	0
Total - E	0	0	0
Warrants:-	No. of warrants	As a % of total no. of warrants	As a % of total no. of shares of the company, assuming full conversion of warrants
Held by promoter/promoter group	0	0	0
Held by public	0	0	0
Total - F	0	0	0
Total paid-up capital of the company, assuming full conversion of warrants and convertible securities (Grand Total (A+B+C)+ D+E+F)	25153861	0	0



Statement Showing Shareholding Pattern as on 30TH JUNE, 2014

Category code	Category of Shareholder	Number of Shareholders	Table (I)(a)		Total shareholding as a percentage of total number of shares		Shares Pledged or otherwise encumbered	
			Total number of shares	Number of shares held in dematerialized form	As a percentage of (A+B) ¹	As a percentage of (A+B+C)	Number of shares	As a percentage
(A)	Shareholding of Promoter and Promoter Group²							
1	Indian							
(a)	Individuals/ Hindu Undivided Family	5	12652039	12652039	50.30	50.30	0	0
(b)	Central Government/ State Government(s)	0	0	0	0.00	0.00	0	0.00
(c)	Bodies Corporate	2	3682029	3126474	14.64	14.64	0	0.00
(d)	Financial Institutions/ Banks	0	0	0	0.00	0.00	0	0.00
(e)	Any Others(Specify) (Directors and their Relatives)	0	0	0	0.00	0.00	0	0.00
(e-i)								
(e-ii)								
	Sub Total(A)(1)	7	16334068	15778513	64.94	62.73	0	0.00
2	Foreign							
a	Individuals (Non-Residents Individuals/ Foreign Individuals)	0	0	0	0.00	0.00	N.A.	N.A.
b	Bodies Corporate	0	0	0	0.00	0.00	N.A.	N.A.
c	Institutions	0	0	0	0.00	0.00	N.A.	N.A.
d	Any Others(Specify)	0	0	0	0.00	0.00	N.A.	N.A.
d-i								
d-ii								
	Sub Total(A)(2)	0	0	0	0.00	0.00	0	0.00
	Total Shareholding of Promoter and Promoter Group (A)= (A)(1)+(A)(2)	7	16334068	15778513	64.94	64.94	0	0.00
(B)	Public shareholding							
1	Institutions							
(a)	Mutual Funds/ UTI	5	320	105	0.00	0.00	N.A	N.A
(b)	Financial Institutions / Banks	13	10329	75	0.04	0.04	N.A	N.A
(c)	Central Government/ State Government(s)	1	23000	0	0.09	0.09	N.A	N.A
(d)	Venture Capital Funds	0	0	0	0.00	0.00	N.A	N.A
(e)	Insurance Companies	4	38953	38953	0.16	0.16	N.A	N.A
(f)	Foreign Institutional Investors	0	0	0	0.00	0.00	N.A	N.A
(g)	Foreign Venture Capital Investors	0	0	0	0.00	0.00	N.A	N.A




(h)	Any Other (specify)	0	0	0	0.00	0.00	N.A.	N.A.
	Sub-Total (B)(1)	23	72602	39133	0.29	0.29	N.A.	N.A.
B 2	Non-institutions							
(a)	Bodies Corporate	377	4586309	2228366	18.23	18.23	N.A.	N.A.
(b)	Individuals						N.A.	N.A.
I	Individuals -i. Individual shareholders holding nominal share capital up to Rs 1 lakh	46162	1060555	181974	4.22	4.22	N.A.	N.A.
II	ii. Individual shareholders holding nominal share capital in excess of Rs. 1 lakh.	9	1366680	1021222	5.43	5.43	N.A.	N.A.
(c)	Any Other (specify) (Directors and their Relatives)	1	50000	50000	0.20	0.20	N.A.	N.A.
(c-i)	NRI	800	117003	1763	0.47	0.47	N.A.	N.A.
(c-ii)	Foreign Corporate Bodies	15	1501321	0	5.97	5.97	N.A.	N.A.
(c-iii)	Clearing House/ Public Trust	5	309	309	0.00	0.00	N.A.	N.A.
(c-iv)	Hindu Undivided Family	40	65014	54244	0.26	0.26	N.A.	N.A.
	Sub-Total (B)(2)	47409	8747191	3537878	34.77	34.77	N.A.	N.A.
(B)	Total Public Shareholding (B)= (B)(1)+(B)(2)	47432	8819793	3577011	35.06	35.06	N.A.	N.A.
	TOTAL (A)+(B)	47439	25153861	19355524	100.00	100.00	N.A.	N.A.
(C)	Shares held by Custodians and against which Depository Receipts have been issued							
1	Promoter and Promoter Group	0	0	0	0.00	0.00	N.A.	N.A.
2	Public	0	0	0	0.00	0.00	N.A.	N.A.
	Sub-Total (C)	0	0	0	0.00	0	0	N.A.
	GRAND TOTAL (A)+(B)+(C)	47439	25153861	19355524	100.00	100.00	0	0.00



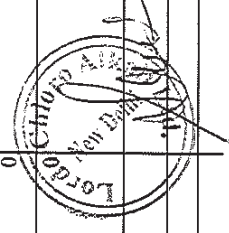
Notes

Total foreign shareholding is 16,18,324 equity shares representing 6.44% of the total capital.




(I)(b) Statement showing holding of securities (including shares, warrants, convertible securities) of persons belonging to the category "Promoter and Promoter Group"

Sr. No.	Name of the shareholder	Details of Shares held		Encumbered shares (*)			Details of warrants		Details of convertible securities		Total shares (including underlying shares assuming full conversion of warrants and convertible securities) as a % of diluted share capital
		Number of shares held	As a % of grand total (A)+(B)+(C)	No.	As a percentage (VI)=(V)/(III)*100	As a % of grand total (A)+(B)+(C) of sub-clause (I)(a)	Number of warrants held	As a % total number of warrants of the same class	Number of convertible securities held	As a % total number of convertible securities of the same class	
(i)	(ii)	(iii)	(iv)	(v)	(vi)	(vii)	(viii)	(ix)	(x)	(xi)	(xii)
1	ALOK DHIR	7621000	30.30	0	0.00	0.00	0	0	0	0	0
2	RAKESH AHUJA	2611447	10.38	0	0.00	0.00	0	0	0	0	0
3	MATRIX DOTCOM INFONET PVT. LTD.	2500000	9.94	0	0.00	0.00	0	0	0	0	0
4	MANESHA DHIR	1020000	4.06	0	0.00	0.00	0	0	0	0	0
5	MADHAV DHIR	1013582	4.03	0	0.00	0.00	0	0	0	0	0
6	JYOTI AHUJA	386010	1.53	0	0.00	0.00	0	0	0	0	0
7	SHIVA CONSULTANTS PVT. LTD.	1182029	4.70	0	0.00	0.00	0	0	0	0	0
	TOTAL	16334068	64.94								




(D)(c)(i) Statement showing holding of securities (including shares, warrants, convertible securities) of persons belonging to the category "Public" and holding more than 1% of the total number of shares

Sr. No.	Name of the shareholder	Number of shares held	Shares as a percentage of total number of shares {i.e., Grand Total (A)+(B)+(C) indicated in Statement at para (D)(a) above}	Details of warrants		Details of convertible securities		Total shares (including underlying shares assuming full conversion of warrants and convertible securities) as a % of diluted share capital
				Number of warrants held	As a % total number of warrants of the same class	Number of convertible securities held	% w.r.t total number of convertible securities of the same class	
1	AGATE INDIA INVESTMENTS LIMITED	1500000	5.96	0	0	0	0	0
2	MULTIPLIX CAPITAL LTD.	1381596	5.49	0	0	0	0	0
3	INNOVATIVE PORTFOLIO PVT. LTD.	779995	3.10					
4	ASHOK KUMAR	622337	2.47					
5	MODIPON LIMITED	391598	1.56	0	0	0	0	0
6	EVA EXPORTERS PVT. LTD.	375000	1.49	0	0	0	0	0
7	D.S. PORTFOLIO PVT. LTD.	320000	1.27					
8	ABHISAR ESTATES PVT. LTD.	318246	1.27	0	0	0	0	0
9	C S PORTFOLIO PVT. LTD.	280000	1.11					
10	SUMAN KUMAR	267068	1.06					
	TOTAL	6235840	24.79					



(D)(c)(ii) Statement showing holding of securities (including shares, warrants, convertible securities) of persons (together with PAC) belonging to the category "Public" and holding more than 5% of the total number of shares of the company

Sr. No.	Name(s) of the shareholder(s) and the Persons Acting in Concert (PAC) with them	Number of shares	Shares as a percentage of total number of shares {i.e., Grand Total (A)+(B)+(C) indicated in Statement at para (D)(a) above}	Details of warrants		Details of convertible securities		Total shares (including underlying shares assuming full conversion of warrants and convertible securities) as a % of diluted share capital
				Number of warrants	As a % total number of warrants of the same class	Number of convertible securities held	% w.r.t total number of convertible securities of the same class	
1	AGATE INDIA INVESTMENTS LIMITED	150000	5.96	0	0	0	0	0
2	MULTIPEX CAPITAL LTD.	1381596	5.49					
	TOTAL	2881596	11.46					



(D)(d) Statement showing details of locked-in shares

Sr. No.	Name of the shareholder	Number of locked-in shares	Locked-in shares as a percentage of total number of shares {i.e., Grand Total (A)+(B)+(C) indicated in Statement at para (D)(a) above}
NOT APPLICABLE			



(II)(a) Statement showing details of Depository Receipts (DRs)

Sr. No.	Type of outstanding DR (ADRs, GDRs, SDRs, etc.)	Number of outstanding DRs	Number of shares underlying outstanding DRs	Shares underlying outstanding DRs as a percentage of total number of shares {i.e., Grand Total (A)+(B)+(C) indicated in Statement at para (I)(a) above}
NOT APPLICABLE				

